


my name:

Out of My Mind

By: Sharon Draper



Out of My Mind

Chapters 1-6



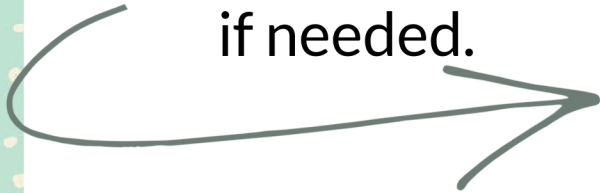
Out of My Mind, Chapters 1-6

Preview



Complete this page **BEFORE** you read chapters 1-6.

Activate Background Knowledge: Write down 3 facts you know about Cerebral Palsy. You can do some quick research if needed.



Predict:
This book is about a girl with Cerebral Palsy. What challenges might she face in the novel?



Vocabulary

Word and Page	Sentence from book	Definition	Illustration
verbalized page 2			
flailing page 4			
engulf page 6			
Find your own term.			

Out of My Mind, Chapters 4-6

Vocabulary



Word and Page	Sentence from book	Definition	Illustration
limitations page 22			
cerebral palsy page 23			
disabled page 24			
Find your own term.			

Out of My Mind, Chapters 4-6

Discussion Questions

Answer both questions. Next, write and answer your own question to share with your group. Bring this page to your group discussion. Go around the circle and each share your answers to the questions and, if there is time, let your group answer the question you wrote.

How do others see
Melody?



Your Answer

Describe Melody's
personality?




Your Answer

Your Question



Your Answer



Out of My Mind, Chapters 1-3

Discussion Questions

Answer both questions. Next, write and answer your own question to share with your group. Bring this page to your group discussion. Go around the circle and each share your answers to the questions and, if there is time, let your group answer the question you wrote.

Describe what your life would be like if you couldn't communicate.



Your Answer

Melody is very smart. What ideas might she come up with to help her to communicate?




Your Answer

Your Question



Your Answer



Out of My Mind, Chapters 1-6

Summary

I'm smart
and so are
you!



1) Write one title for chapters 1-6.

2) Make a Personal Connection

A personal connection is something that has happened to you in real life that is similar to something that happens in the story.

Event in Story



Event in Life

3) Summarize chapters 1-6.

Include all the important events but not every detail.

A large rectangular area with a decorative orange border and floral illustrations at the corners. It contains several horizontal green lines for writing a summary.

Out of My Mind

Chapters 7-13




Out of My Mind, Chapters 7-13

Preview



Complete this page **BEFORE** you read chapters 7-13.

Activate Background Knowledge: Describe your favorite animal.



Predict: Melody's family is about to have a big change. What do you think it will be?

Out of My Mind, Chapters 7-9

Vocabulary




Word and Page	Sentence from book	Definition	Illustration
scurried page 64			
latched page 69			
wavered page 75			
Find your own term.			

Out of My Mind, Chapters 10-13



Vocabulary

Word and Page	Sentence from book	Definition	Illustration
uprising page 85			
manual page 91			
contentedly page 100			
Find your own term. 			

Discussion Questions

Answer both questions. Next, write and answer your own question to share with your group. Bring this page to your group discussion. Go around the circle and each share your answers to the questions and, if there is time, let your group answer the question you wrote.

What brings Melody joy?
What frustrates her?

Your Answer

How is Melody both
similar and different to
Ollie the goldfish?

Your Answer

Your Question

Your Answer



Out of My Mind, Chapters 10-13

Discussion Questions

Answer both questions. Next, write and answer your own question to share with your group. Bring this page to your group discussion. Go around the circle and each share your answers to the questions and, if there is time, let your group answer the question you wrote.

How does each teacher dramatically change Melody's learning experience?



Your Answer

Give an example of how a teacher has had a positive effect on your life and education.



Your Answer


Your Question



Your Answer



Summary



1) Write one title for chapters 7-13.

2) Make a Personal Connection

Event in Story



Event in Life

3) Summarize chapters 7-13

Include all the important events but not every detail.

A large rectangular area with a teal border and rounded corners, containing several horizontal teal lines for writing. The corners are decorated with floral illustrations.

Out of My Mind

Chapters 14-19



Out of My Mind, Chapters 14-19

Preview

Complete this page BEFORE you read chapters 14-19.

Activate Background Knowledge: Describe a time that you were treated unfairly.




Predict: Ch 13 ended with Melody unsure if Rose had a good time at the aquarium. Do you think their friendship will continue? Why?





Vocabulary

Word and Page	Sentence from book	Definition	Illustration
huddled page 122			
adapted page 129			
device page 143			
Find your own term. 			

Out of My Mind, Chapters 17-19



Vocabulary

Word and Page	Sentence from book	Definition	Illustration
heptagon page 149			
triumph page 151			
defiance page 153			
Find your own term.			

Out of My Mind, Chapters 14-16

Discussion Questions

Answer both questions. Next, write and answer your own question to share with your group. Bring this page to your group discussion. Go around the circle and each share your answers to the questions and, if there is time, let your group answer the question you wrote.

Melody has described herself as being in a cage with no door and no key. How is that door beginning to open?

Your Answer

What is friendship? Are Melody and Rose friends?

Your Answer

Your Question

Your Answer



Out of My Mind, Chapters 17-19

Discussion Questions

Answer both questions. Next, write and answer your own question to share with your group. Bring this page to your group discussion. Go around the circle and each share your answers to the questions and, if there is time, let your group answer the question you wrote.

What stereotypes does Mr. Dimmings and many students have about Melody?



Your Answer

Is Melody free? What is freedom to Melody? What does freedom mean to you?



Your Answer

Your Question



Your Answer



Out of My Mind, Chapters 14-19

Summary

Rose



1) Write one title for chapters 14-19

2) Make a Personal Connection

A personal connection is something that has happened to you in real life that is similar to something that happens in the story.

Event in Story



Event in Life

3) Summarize chapters 14-19.

Include all the important events but not every detail.

A large rectangular area with a light green background and an orange border, containing several horizontal green lines for writing. The corners are decorated with small, colorful flowers (pink, yellow, blue) and green leaves. There is a larger illustration of orange flowers at the bottom left corner.

Out of My Mind

Chapters 20-26



Out of My Mind, Chapters 20-26

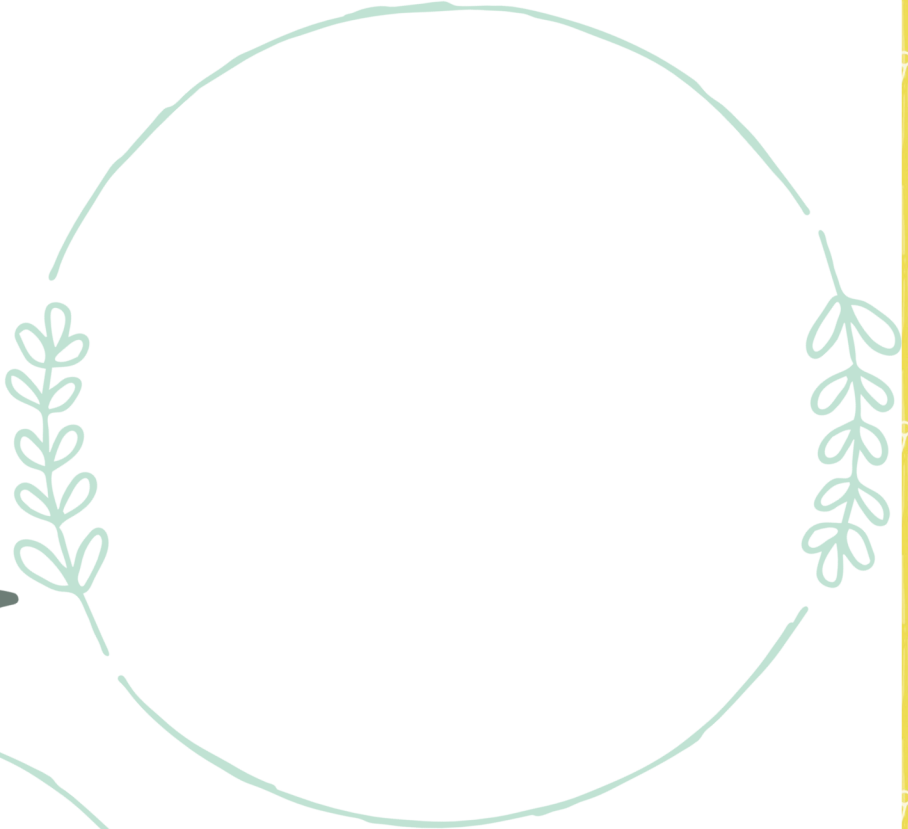
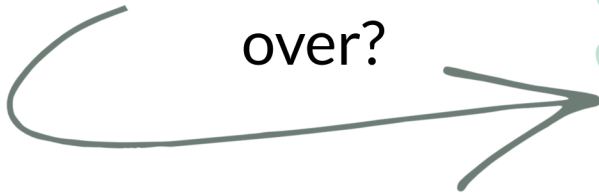


Preview



Complete this page **BEFORE** you read chapters 20-26.


Activate
Background
Knowledge: How do
you prepare for
tests? How do you
feel after the test is
over?



Predict: How will
Melody do on the big
test? How will others
react?




Vocabulary

Word and Page	Sentence from book	Definition	Illustration
blared page 175			
alternates page 183			
whooping page 189			
Find your own term. 			



Vocabulary

Word and Page	Sentence from book	Definition	Illustration
contradictory page 210			
endeavors page 217			
exception page 235			
Find your own term. 			

Out of My Mind, Chapters 20-23

Discussion Questions

Answer both questions. Next, write and answer your own question to share with your group. Bring this page to your group discussion. Go around the circle and each share your answers to the questions and, if there is time, let your group answer the question you wrote.

How does Melody's disability affect her during the Whiz Kids afterschool practice?



Your Answer

What makes Melody feel special?



Your Answer

Your Question



Your Answer



Out of My Mind, Chapters 24-26

Discussion Questions

Answer both questions. Next, write and answer your own question to share with your group. Bring this page to your group discussion. Go around the circle and each share your answers to the questions and, if there is time, let your group answer the question you wrote.

Why does Claire lie during the TV interview?



Your Answer

Why aren't Claire and Melody friends?




Your Answer

Your Question



Your Answer



Summary



1) Write one title for chapters 20-26.

2) Make a Personal Connection

Event in Story



Event in Life

3) Summarize chapters 20-26.

Include all the important events but not every detail.

A large rectangular area with a teal border and rounded corners, containing several horizontal teal lines for writing. The corners are decorated with floral illustrations.

Out of My Mind

Chapters 27-33



Out of My Mind, Chapters 27-33


Preview

Complete this page **BEFORE** you read chapters 27-33.

Activate Background
Knowledge:

Think about a time
you felt very angry.

How does
forgiveness make you
feel?



Predict:
Will Melody's and
Claire's relationship
change?



Out of My Mind, Chapters 27-29




Vocabulary

Word and Page	Sentence from book	Definition	Illustration
stunning page 240			
anticipation page 249			
devastated page 264			
Find your own term.			

Out of My Mind, Chapters 30-33



Vocabulary

Word and Page	Sentence from book	Definition	Illustration
squatted page 269			
frantic page 276			
tension page 278			
Find your own term. 			

Out of My Mind, Chapters 27-29

Discussion Questions

Answer both questions. Next, write and answer your own question to share with your group. Bring this page to your group discussion. Go around the circle and each share your answers to the questions and, if there is time, let your group answer the question you wrote.

At school, why doesn't anyone congratulate Melody about the Whiz Kids' win?



Your Answer

Did Melody's team purposely leave her or was it unintentional?



Your Answer

Your Question



Your Answer



Out of My Mind, Chapters 30-33

Discussion Questions

Answer both questions. Next, write and answer your own question to share with your group. Bring this page to your group discussion. Go around the circle and each share your answers to the questions and, if there is time, let your group answer the question you wrote.

Describe the scene when Penny is injured from Mom's perspective.



Your Answer

Should Melody forgive the team or stay angry? What advice do you have for Melody?



Your Answer

Your Question



Your Answer



Out of My Mind, Chapters 27-33

Summary



1) Write one title for chapters 27-33.

2) Make a Personal Connection

A personal connection is something that has happened to you in real life that is similar to something that happens in the story.

Event in Story



Event in Life

3) Summarize chapters 27-33.

Include all the important events but not every detail.

A large rectangular area with a decorative orange border and floral illustrations at the corners. It contains several horizontal green lines for writing a summary.

Out of My Mind

End of Novel Projects




Out of My Mind

Project: Story Elements

Page 1



Direction: Neatly color in the picture. Then cut out the shape (the grey half circle). It will be the first page in your mini book. Write your first and last name after "By:"



Story Elements
Out of My Mind
By:

Out of My Mind, Story Elements

Higher Order Thinking Determine Patterns



Below are two short stories pulled apart and mixed up by their story elements. Fictional stories are written using the same pattern. The parts of the pattern are called the story elements. Name each story element.

Little Red Riding Hood

A deep dark forest and a grandmother's house

Little Red Riding Hood tricks the wolf into spitting Grandmother back up.

Little Red Riding Hood
Grandmother
Wolf

A wolf eats grandmother

A little girl travels to her grandmother's house and saves her grandmother from a wolf.

Three Little Pigs

Inside a house of straw, a house of sticks, and a house of brick.

The pigs hide in the house of bricks that the wolf can't blow down.

3 pig brothers
Wolf

A wolf tries to eat the pigs

A wolf blows down the houses of two brothers but can't destroy the third house.

hint: characters, setting, plot (summarized), conflict/problem, resolution/solution

Out of My Mind

Project: Story Elements

Page 2

Directions: Fully describe the setting of the story. Include the places where the story takes place, an approximate year the story takes place, the importance of the setting on novel, and multiple quotes from the book describing the setting. Illustrate if there is room.

Setting

Out of My Mind

Project: Story Elements

Page 3

Directions: Choose three traits that best describe Melody. List each trait below and then write a quote from the story to show evidence of each trait. Illustrate if you have room.

Character: Melody

Out of My Mind

Project: Story Elements

Page 4

Directions: Choose three traits that best describe Claire. List each trait below and then write a quote from the story to show evidence of each trait. Illustrate if you have room.

Character: Claire

Out of My Mind

Project: Story Elements

Page 5

Directions: Choose three traits that best describe Rose. List each trait below and then write a quote from the story to show evidence of each trait. Illustrate if you have room.

Character: Rose

Out of My Mind

Project: Story Elements

Page 6

Directions: Choose three traits that best describe Mom. List each trait below and then write a quote from the story to show evidence of each trait. Illustrate if you have room.

Character: Mom

Out of My Mind

Project: Story Elements

Page 7

Directions: Summarize the plot using only the most important events.
Illustrate if you have room.

Summary of Plot

Out of My Mind

Project: Story Elements

Page 8

Directions: Describe the main problem and the main solution of the novel.
Illustrate if you have room.

Problem / Solution

Out of My Mind

Project: Story Elements

Page 9

Directions: Describe your favorite part of the novel. Illustrate if you have room.

My Favorite Part

Project: Researching Stephen Hawking

Melody learned about Stephen Hawking at school and felt that he was a lot like her. However, Stephen Hawking did not have cerebral palsy. Research Stephen Hawking to find out how he was like Melody. Directions: Neatly illustrate your cover. Write your first and last name as the author. Then cut the square out. It will be the first page in your mini book.

Stephen Hawking

by:

Project: Researching Stephen Hawking

Directions: Research Stephen Hawking's childhood. Summarize your research in your own words in the space below. Illustrate.

Childhood

Project: Researching Stephen Hawking

Directions: Stephen Hawking had ALS, also called Lou Gehrig's Disease. Research ALS. If you want, you can compare it to cerebral palsy. Summarize your research in your own words in the space below. Illustrate.

ALS (Lou Gehrig's Disease)

Project: Researching Stephen Hawking

Directions: Stephen Hawking had an incredible mind. Research his contributions to science. Summarize your research in your own words in the space below. Illustrate.

Contributions to Science

Project: Researching Stephen Hawking

Directions: Research additional information of your choice about Stephen Hawking. Summarize your research in your own words in the space below. Illustrate.

Interesting Facts